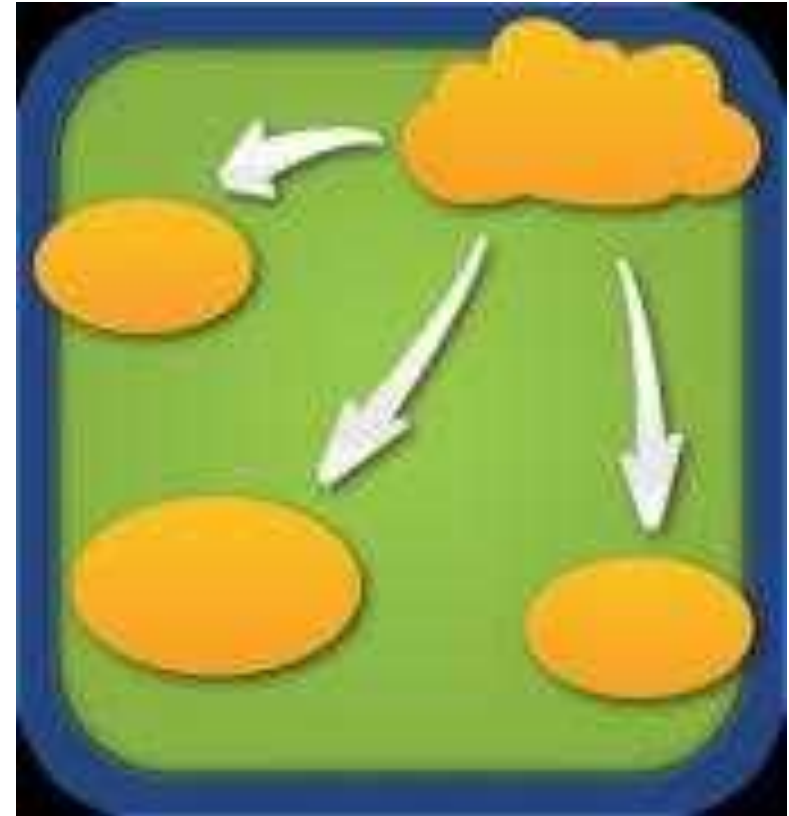



# Plickers



- a tool to assess students and gather information to guide instruction
- can be used for quizzes, entrance/exit tickets, self-assessments, or to quickly check for understanding
- provides a chance for all students to engage in learning without feeling self-conscious
- instant feedback for students and teachers

# Kidspiration & Inspiration Maps





The image shows a screenshot of a web browser window titled "Charlotte's Web". The main content is a mind map centered on a book icon labeled "Charlotte's Web by E.B. White". Arrows point from the center to several nodes: "Tender-hearted" (yellow oval), "Pride and consideration" (with a picture of two children), "Unlucky" (cloud), "Confident" (purple oval), "Intelligent" (lightbulb), and "Honest" (yellow circle). A spider icon labeled "Charlotte" is also connected to the center. A blue arrow points from the mind map to a chat window on the right. The chat window has a title bar "Chat" and a list of messages. The messages are: "Templeton", "Lazy" (with a rat icon), "Templeton is a lazy rat", "Selfish" (with an oval icon), "He does not share with his friends.", "Rude" (with a boy icon), "Charlotte" (with a spider icon), "Confident" (with a purple oval icon), "Intelligent" (with a lightbulb icon), "Honest" (with a yellow circle icon), and "Wilbur" (with a pig icon).

**Use for prewriting**  
Picture diagrams convert to writing view

Source: <http://www.inspiration.com/go/kidsmaps>

# Kidspiration & Inspiration Maps



- used to create diagrams, maps, organizers, brainstorming, text outlines, and interactive study guides
- enables students to visually organize their ideas and make visual connections
- a useful tool for developing pre-writing AQ skills; students can brainstorm, rearrange and re-prioritize their ideas by simply dragging and dropping
- outlines can be converted to maps, and maps can be converted to outlines
- add photos and color-code the bubbles which benefits the visual learner
- teachers can use to assess student understanding and thinking process

# Write About This



Created Using  
'Write About This'  
on the iPad

[www.WriteAboutApp.com](http://www.WriteAboutApp.com)

Paul


02/26/2013

## Big Fish

On our trip to the aquarium we were able to see many different types of fish. They have HUGE aquariums there with big viewing windows.

As I was leaning against the glass talking to my friend she all of a sudden got a funny look on her face. I asked her what was wrong. She didn't say anything just pointed over my shoulder. I looked and what did I see? ONE BIG FISH!

What is the girl thinking? What is the fish thinking?



- writing prompts from a variety of categories
- prompts and images are appropriate for all ages, with increasing depth and complexity at higher levels.
- can create new prompts using their own images and ideas.
- students can also record their voices to help with their expressive language
- work is composed and saved within the app; children can share their compositions via email

Flexible options for teachers, parents & students

- Text Prompts
- Voice Prompts
- Create Custom
- Prompt Level  1  2  3

What could be some made-up headlines for this picture from a newspaper or website?

Use your own photos & ideas to create custom prompts

## Create Your Own

Step 1. Add a Picture

- Take Photo
- Photo Album



Step 2. Add Text

Is it safe for kids your age to walk to school?

Step 3. Record Audio


- Record
- Play

Save to Category



# Snap Type





# Snap Type

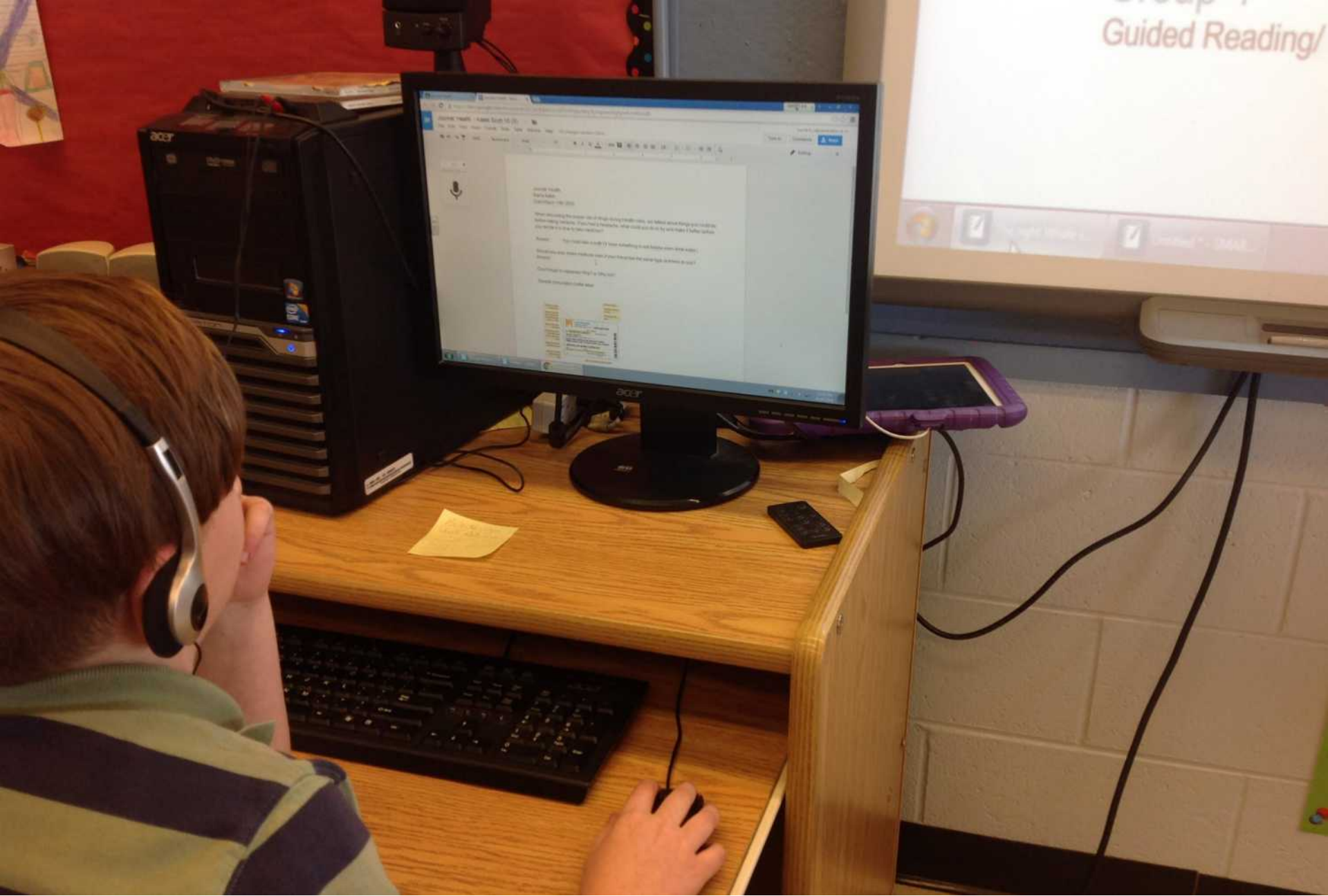


- helps students who have difficulty writing
- students can take pictures of their worksheets in class and use the iPad keyboard to type in answers
- can resize text and images
- enables organization of worksheets and to share completed tasks via email or to other iCloud tools.



# Google Docs









# Read & Write for Google Chrome

